



See the total energy
and CO₂e performance of
your organisation



e-Bench® brought to you by:

CarbonEES®
TOWARDS ZERO

Manage and Reduce your GHG Emissions

e-Bench® gathers, monitors and benchmarks the total energy use, costs and CO₂e performance of your organisation, making management faster and easier.

1

All your GHG Emissions online in one place.

2

Identify energy consumption or billing issues early and easily.

3

Make informed decisions to reduce your GHG emissions, waste and energy use.

As well as saving you time and money with the leading cloud-based e-Bench®, the Carbon EES team will also be on hand as your expert GHG management guides, providing insights and support to suit your needs.

What we can monitor

e-Bench® can monitor all types of resource flows, which includes electricity, reticulated gas, water, diesel, gasoline, steam, LPG, medical gases, coal, biomass, solar, photovoltaics, waste, vehicles, and travel; to name a few. Furthermore, every captured stream will also have its relevant GHG emissions calculated, and any attributes or financial data that are available.

See the total energy and CO₂ performance of your organisation

See what, where and how much energy is used or CO₂e emitted and benchmark against KPI's.

Capture energy data directly from your suppliers, including energy consumption, hours used, occupant numbers, heating and cooling degree days, temperature, construction, materials.

Identify and target a meter or piece of equipment to monitor i.e. a heating system, to see how many kWh's it uses, and set KPI's to benchmark use.



Electricity

August

156,937

kWh

29.8%

Improvement over
August 2020



Natural Gas

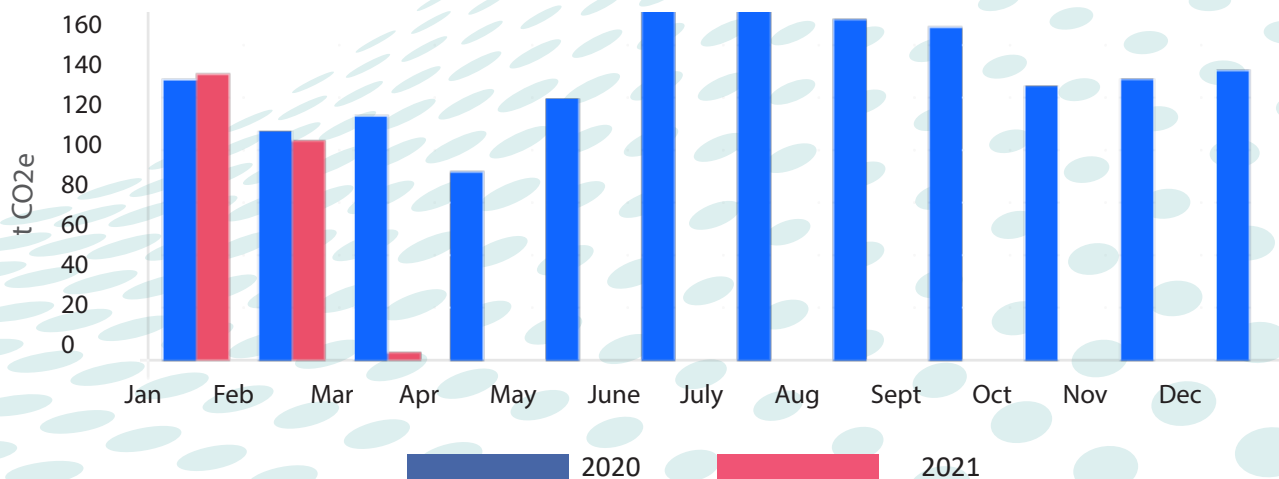
August

98,762

kWh

1.8%

Increase from
August 2020



Identify issues early and make informed decisions

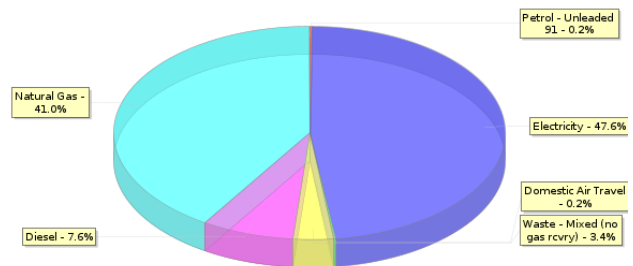
Monitor

- Receive alerts from the Carbon EES team when usage or costs are different than expected, and set a new course of action.
- Check your usage against supplier invoices for bill accuracy.
- Review your monthly reports to monitor what is happening.

Benchmark

- Benchmark against KPI's and compare by asset, location or even floor level to see any differences to what is expected.
- Get a snapshot before and after, and compare how a programme or asset has performed.
- Verify how successful emissions reduction measures have been, and identify where you can make new improvements.

Organisational GHG Emissions by Source




Great insights and advice

Automatically aggregates your data into easy to analyse and meaningful reports.

Simply choose from existing reports or customise one to suit your needs, then automatically share the relevant information to improve decision making.

Get expert advice and insights from the Carbon EES team when you need.

Is e-Bench[®] for you?



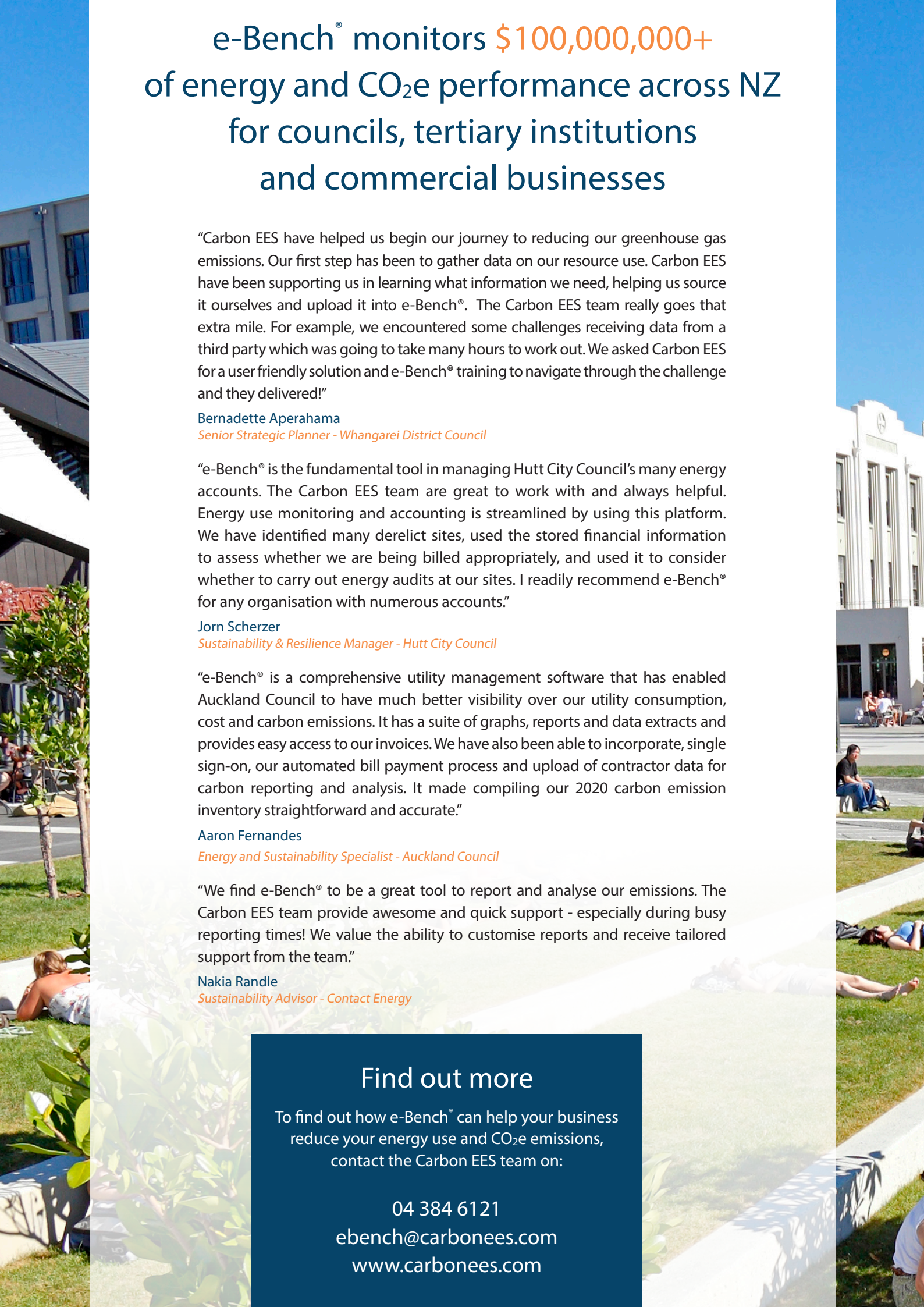
e-Bench[®] is a great solution for businesses who want to manage their energy and carbon emissions as efficiently as possible.

Perfect if you have:

- ✓ Multiple facilities or buildings to manage.
- ✓ Multiple assets to monitor i.e. meters, equipment, cars.
- ✓ Large facilities to manage.
- ✓ Complex energy and CO₂e reporting requirements.
- ✓ Offices in multiple locations.
- ✓ Buildings with multiple tenants.

Your one-stop shop, e-Bench[®] is perfect for Energy, Utility or Facilities Managers. It is also a useful tool for Sustainability Managers, building owners and tenants.

[See what our customers say >](#)



e-Bench® monitors \$100,000,000+ of energy and CO₂e performance across NZ for councils, tertiary institutions and commercial businesses

"Carbon EES have helped us begin our journey to reducing our greenhouse gas emissions. Our first step has been to gather data on our resource use. Carbon EES have been supporting us in learning what information we need, helping us source it ourselves and upload it into e-Bench®. The Carbon EES team really goes that extra mile. For example, we encountered some challenges receiving data from a third party which was going to take many hours to work out. We asked Carbon EES for a user friendly solution and e-Bench® training to navigate through the challenge and they delivered!"

Bernadette Aperahama

Senior Strategic Planner - Whangarei District Council

"e-Bench® is the fundamental tool in managing Hutt City Council's many energy accounts. The Carbon EES team are great to work with and always helpful. Energy use monitoring and accounting is streamlined by using this platform. We have identified many derelict sites, used the stored financial information to assess whether we are being billed appropriately, and used it to consider whether to carry out energy audits at our sites. I readily recommend e-Bench® for any organisation with numerous accounts."

Jorn Scherzer

Sustainability & Resilience Manager - Hutt City Council

"e-Bench® is a comprehensive utility management software that has enabled Auckland Council to have much better visibility over our utility consumption, cost and carbon emissions. It has a suite of graphs, reports and data extracts and provides easy access to our invoices. We have also been able to incorporate, single sign-on, our automated bill payment process and upload of contractor data for carbon reporting and analysis. It made compiling our 2020 carbon emission inventory straightforward and accurate."

Aaron Fernandes

Energy and Sustainability Specialist - Auckland Council

"We find e-Bench® to be a great tool to report and analyse our emissions. The Carbon EES team provide awesome and quick support - especially during busy reporting times! We value the ability to customise reports and receive tailored support from the team."

Nakia Randle

Sustainability Advisor - Contact Energy

Find out more

To find out how e-Bench® can help your business reduce your energy use and CO₂e emissions, contact the Carbon EES team on:

04 384 6121

ebench@carbonees.com

www.carbonees.com